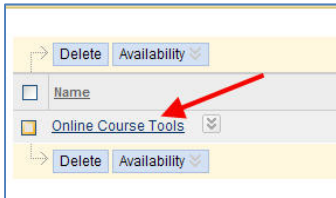


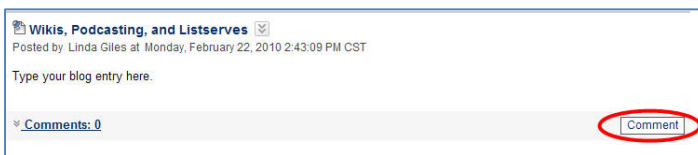
University of St. Thomas – Blackboard 9 Training

How to Comment on a Blog Post

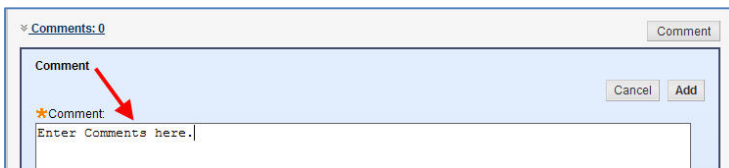
1. Open a blog.



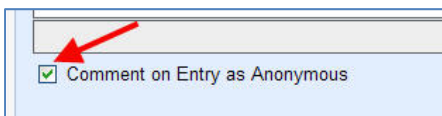
2. Click Comment for the appropriate post.



3. Enter a comment in the Comment field.



4. Click Comment on Entry as Anonymous if appropriate.



5. Click Add.

