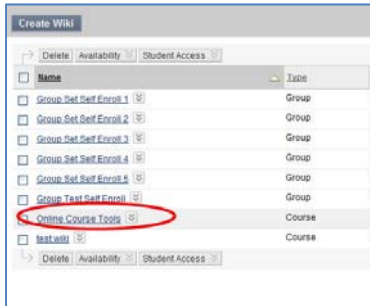


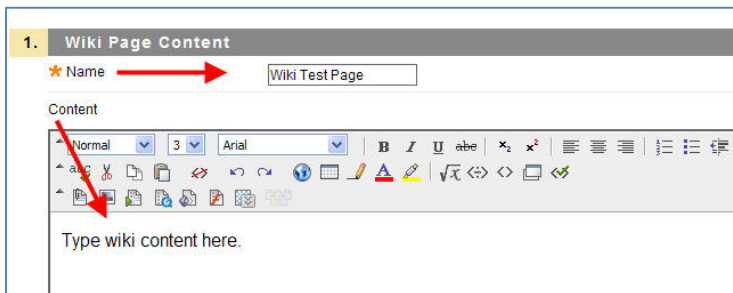
University of St. Thomas – Blackboard 9 Training

How to Create a Wiki Page

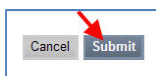
1. Open a Wiki.



2. Type a name for the Wiki page. Type the content for your wiki page in the text box under Content.



3. Click **Submit**.



- Once you click submit you will be taken to that wiki page. You can click Edit Wiki Content to edit the current content or click comment to make comments on the wiki.

