

Blackboard 9 Training – University of St. Thomas

Grade History

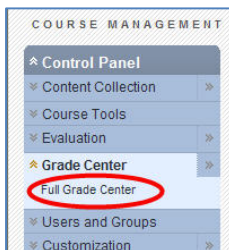
Every time a grade is changed, whether the score is overridden or new comments are added, an entry is made to the Grade History. The Grade History acts like a log file that keeps track of all the changes made to each grade entry. Grades that have been modified are denoted in the Grade Center by a green triangular icon.



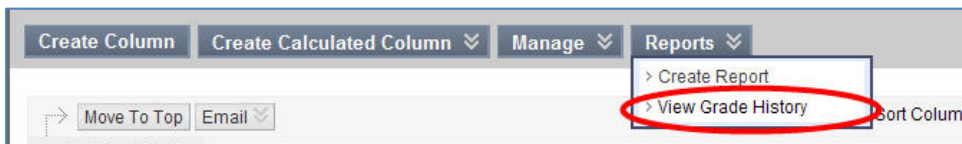
This feature enables the instructor to track grade changes.

To create a report within the Grade Center:

1. Go to the **Control Panel** | under **Grade Center** | click **Full Grade Center**.



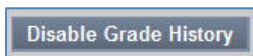
2. Once in the Grade Center, hover over the **Reports** icon in the Action Bar of the Grade Center | click **View Grade History** from the menu.



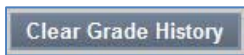
Example of Grade History Page:

Date	Column	Last Edited by	User	Value	Attempt Submitted	Comments
Mar 24, 2010 3:08:58 PM	Chapter 1 Test	Linda Giles	testy testy	Override Grade 70.00		
Mar 15, 2010 3:50:48 PM	Chapter 1 Test	Linda Giles	testy testy	Attempt Grade 60.0	Mar 15, 2010 3:51:20 PM	
Mar 15, 2010 3:47:43 PM	Chapter 1 Test	testy testy	testy testy	Attempt Submitted	Mar 15, 2010 3:48:15 PM	
Mar 15, 2010 3:44:40 PM	Chapter 1 Test	-	Linda Giles	Attempt Grade Cleared	Mar 15, 2010 3:38:16 PM	
Mar 15, 2010 3:37:44 PM	Chapter 1 Test	Linda Giles	Linda Giles	Attempt Submitted	Mar 15, 2010 3:38:16 PM	
Jan 19, 2010 1:53:54 PM	Chapter 2 Graded Quiz	Linda Giles	test4 test4	Attempt Grade 80	Jan 19, 2010 1:53:43 PM	
Jan 13, 2010 9:13:04 AM	Final Exam	Linda Giles	test4 test4	Attempt Grade 160	Jan 13, 2010 9:13:24 AM	
Jan 13, 2010 9:07:27 AM	Final Exam - Chapters	-	test4 test4	Attempt Grade Cleared	Jan 13, 2010 9:01:41 AM	

3. Click **Disable Grade History** to stop tracking grade changes.



4. Click **Clear Grade History** to erase all existing entries.



5. Click **Download** to download your grade history reports.

