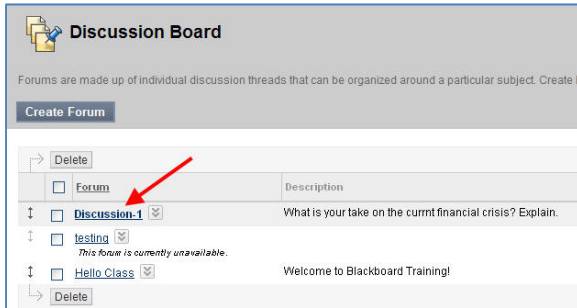


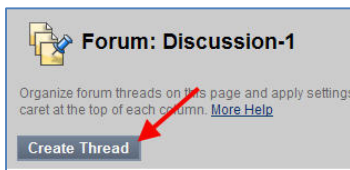
University of St. Thomas – Blackboard 9 Training

Starting a Thread

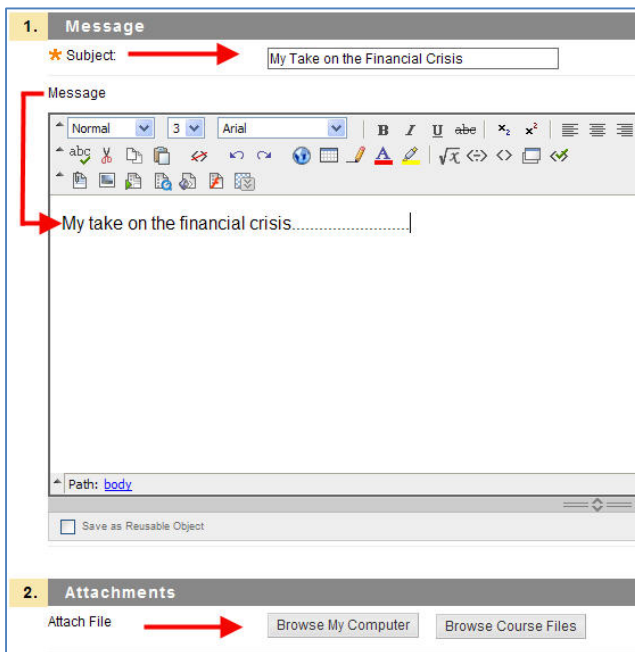
1. Open a Discussion Board Forum by clicking on its title.



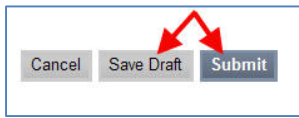
2. Next click the Create Thread button.



3. The Create Thread page will appear. Enter a Subject and a Message. It is also possible to attach files to the post.



4. Click Submit to create the thread or click Save Draft to store a draft of the post.



5. To add a new thread to the same forum, repeat Steps 1 through 4.