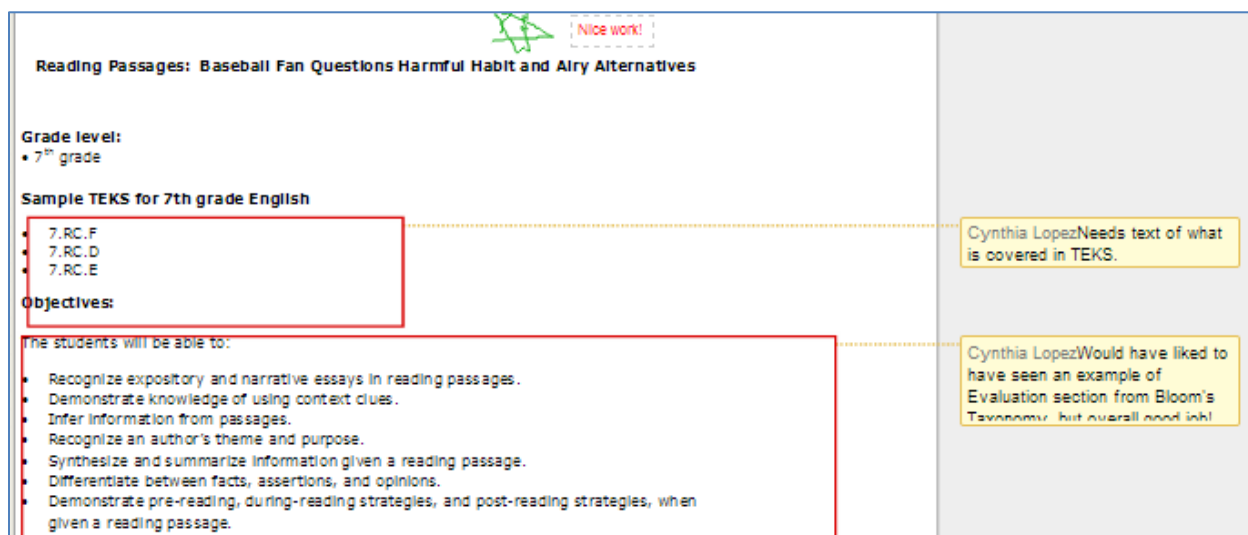


How to Annotate Inline

Files that have been uploaded and converted for display in the inline viewer can be annotated directly within the browser.



Reading Passages: Baseball Fan Questions Harmful Habit and Airy Alternatives

Grade level:
• 7th grade

Sample TEKS for 7th grade English

- 7.RC.F
- 7.RC.D
- 7.RC.E

Objectives:

The students will be able to:

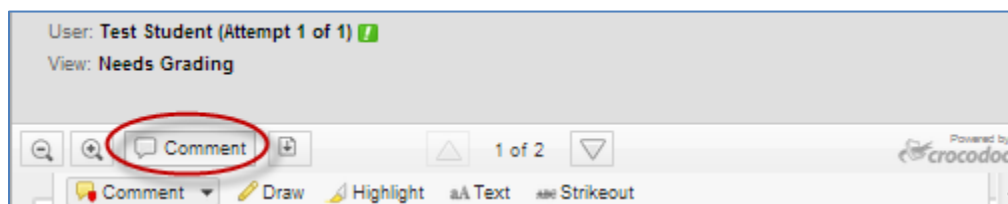
- Recognize expository and narrative essays in reading passages.
- Demonstrate knowledge of using context clues.
- Infer information from passages.
- Recognize an author's theme and purpose.
- Synthesize and summarize information given a reading passage.
- Differentiate between facts, assertions, and opinions.
- Demonstrate pre-reading, during-reading strategies, and post-reading strategies, when given a reading passage.

Nice work!

Cynthia Lopez Needs text of what is covered in TEKS.

Cynthia Lopez Would have liked to have seen an example of Evaluation section from Bloom's Taxonomy, but overall good info!

Click **Comment** in the inline viewer toolbar to expand the annotation tools. Select an annotation tool and comment, edit, highlight and draw in the document.



User: Test Student (Attempt 1 of 1)

View: Needs Grading















Comment

1 of 2

Powered by

Comment Draw Highlight Text Strikeout

Buttons and Descriptions List

| Button | Description |
|---|---|
|  | Zoom out. Make the content of the file appear smaller. This button is also available to students when they review their submission. |
|  | Zoom in. Make the content of the file appear larger. This button is also available to students when they review their submission. |
|  Comment | Expand the list of annotation tools. |
|  | Download a copy of the file. If annotations have been made, you have the option to download a copy in the original format or download a PDF version that includes the annotations. This button is also available to students when they review their submission. |
|  | Move back a page. This button is also available to students when they review their submission. |
|  | Move forward a page. This button is also available to students when they review their submission. |
|  | View all annotations. |
|  Point Comment | Add a comment to a specific point in the document. |
|  Area Comment | Add a comment to a selected area in the document. |
|  Text Comment | Add a comment to selected text in the document. |
|  Draw | Draw in the document using a pencil tool. |
|  Highlight | Highlight selected text in the document. |
|  Text | Add text to the document. |
|  Strikeout | Strike out text in the document. |