

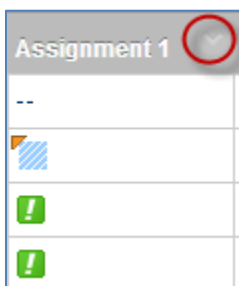
How to Grade Assignments Anonymously

You can grade assignments anonymously to ensure impartial evaluation of student work. For example, an opinion-based assignment that you grade anonymously may offer students a higher level of comfort.

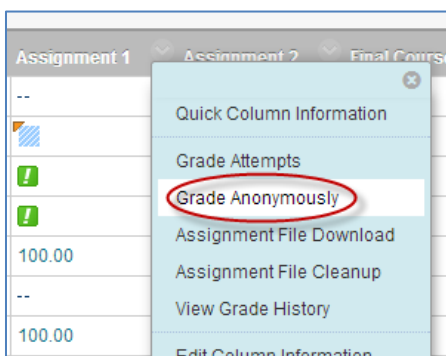
In anonymous grading, all identifying information is hidden and attempts appear in random order. Each student is assigned a number, such as Student 8.

To grade anonymously from the **Needs Grading** page:

1. Access an assignment attempt's contextual menu.



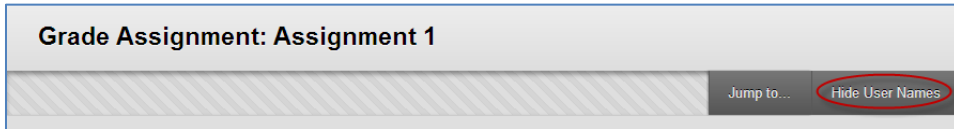
2. Select **Grade Anonymously**.



3. The **Grade Assignment** page appears.

To grade anonymously from the **Grade Assignment** page:

1. On the action bar, click **Hide User Names**.



2. Click **OK** in the pop-up window to verify the action. If grading was in progress, any unsaved changes to the open attempt are lost. The **Grade Assignment** page refreshes and all identifying information is hidden.

