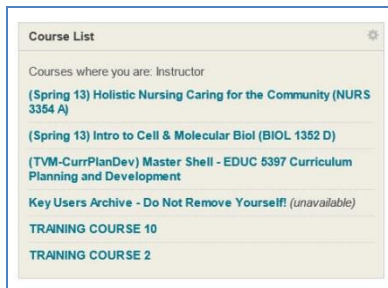
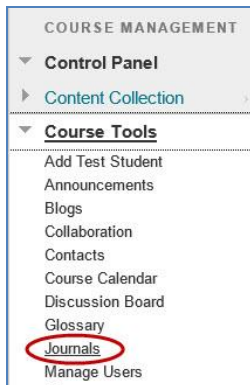


## Journals – How to Change the Availability of a Journal

1. Log into Blackboard and select your course.



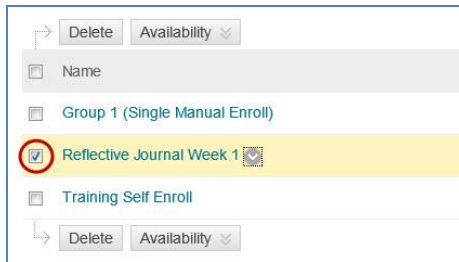
2. Click Journals from the Course Tools menu.



3. Click Edit Mode ON.



4. Click the checkbox next to the appropriate Journal.



5. Select Make Available or Make Unavailable from the Availability drop-down list.

