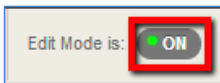


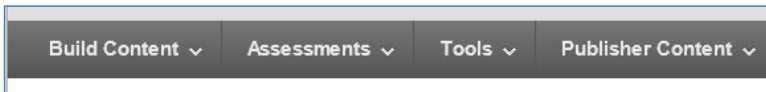


Adding Course Content

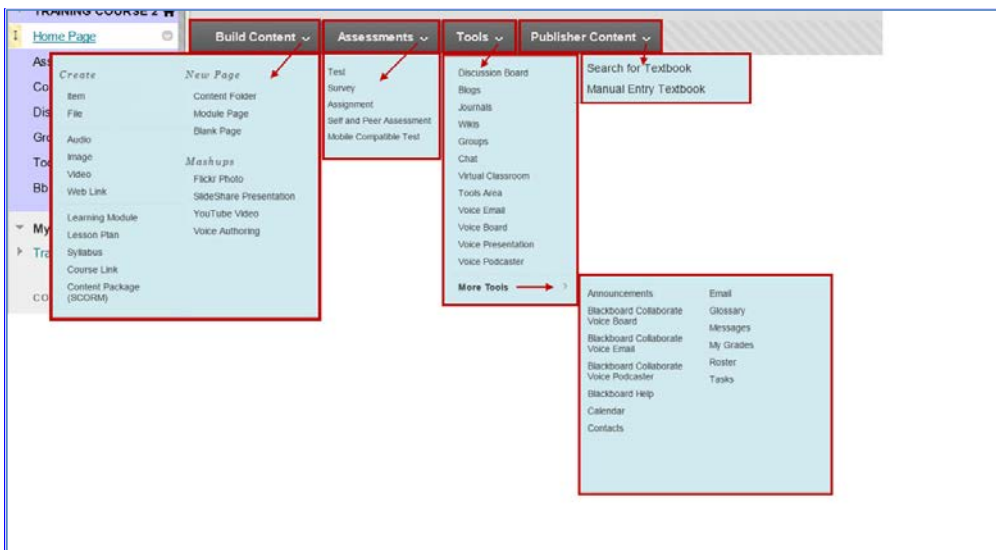
Content is added in the same way for all content areas within Blackboard. Before beginning, make sure that Edit Mode is ON.



When Edit Mode is turned ON, in each content area you will find the menu bar below. Each of these drop-down menus reveals how to add content to your course site.



Types of course content that can be added to a Content Area are divided into categories on the four action bar menus.



Comment [SJ1]: Not sure how you did this, but VERY nice job