

Grading Assignments Anonymously

You can grade assignments with students' names hidden to ensure impartial evaluation of students' work. For example, an opinion-based assignment that you grade anonymously may offer students a higher level of comfort.

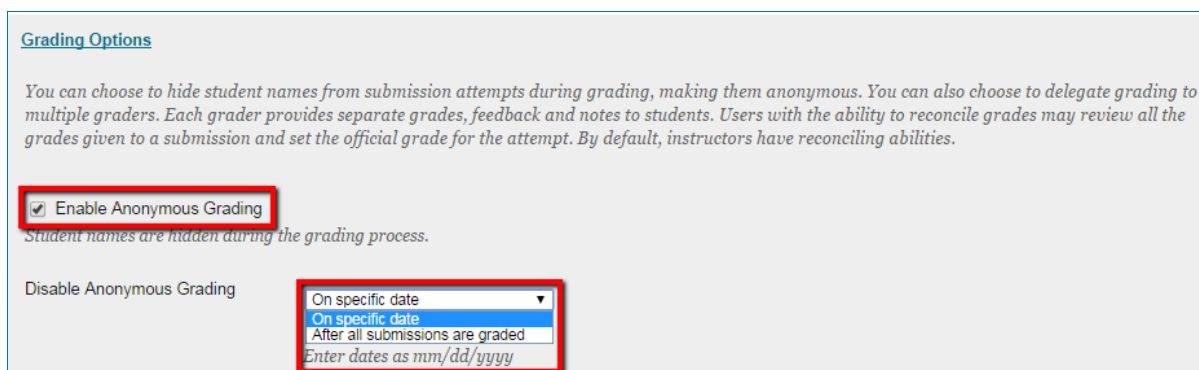
NOTE: *To ensure anonymity in assignments, remember to request in advance that students not place any identifying information in the documents they upload via Blackboard.*

In anonymous grading, all information identifying the student is hidden, and attempts appear in random order. Each student is assigned a number, such as Student 8. Hiding students' names is especially useful when delegating the task of grading to appointed Graders or Teaching Assistants.

Enabling and Disabling Anonymous Grading

In the process of creating or editing an assignment, you can determine whether delegated graders can see students' names on attempts submitted. There is no way to change the default value for all new assignments: The Enable Anonymous Grading property is disabled by default.

To change the setting for any assignment, find the Grading Options box in the Grading section of the Create/Edit Assignment page. Click the link to expand the box, and check the **Enable Anonymous Grading** checkbox. The **Disable Anonymous Grading** controls appear, through which you can select a date on which to disable the feature, if ever, or disable it when all attempts are graded.



[Grading Options](#)

You can choose to hide student names from submission attempts during grading, making them anonymous. You can also choose to delegate grading to multiple graders. Each grader provides separate grades, feedback and notes to students. Users with the ability to reconcile grades may review all the grades given to a submission and set the official grade for the attempt. By default, instructors have reconciling abilities.

Enable Anonymous Grading
Student names are hidden during the grading process.

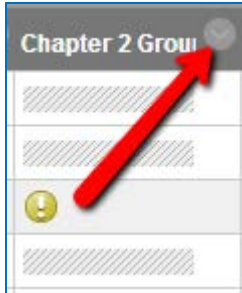
Disable Anonymous Grading

On specific date
On specific date
After all submissions are graded
Enter dates as mm/dd/yyyy

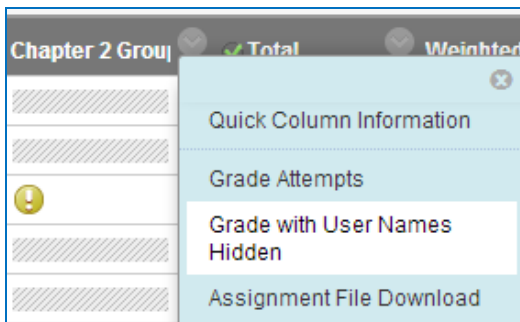
Before any attempts are submitted, Instructors may disable or enable anonymous grading; however, after at least one attempt has been submitted, they may only disable the feature.

Anonymous Grading From Full Grade Center

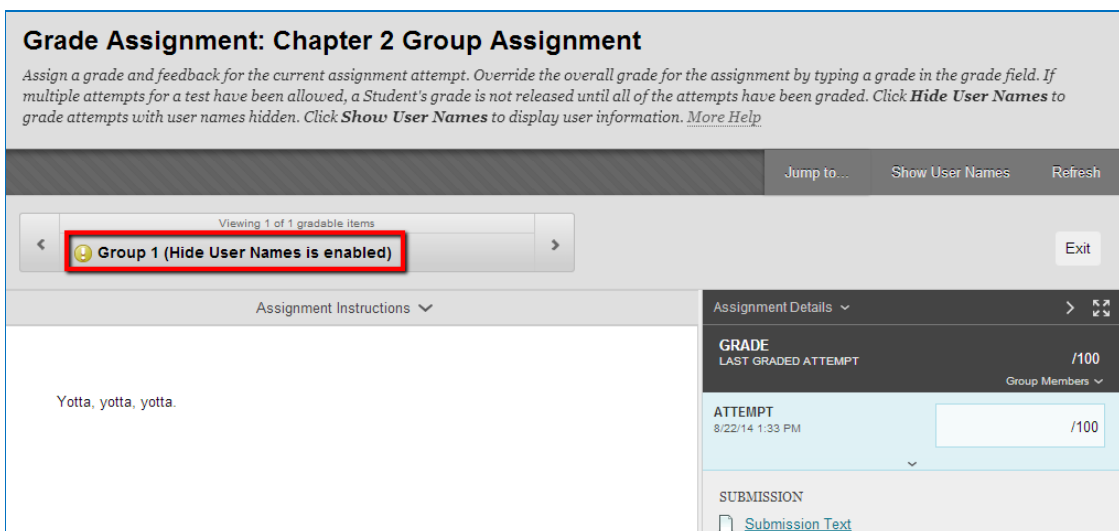
1. Access an assignment attempt's contextual menu from the top of the column. (**NOTE:** *You can also use this command from the Needs Grading view, but the student or group who submitted the attempt will be displayed there, so it is not entirely anonymous.*)



2. Select **Grade with User Names Hidden**.



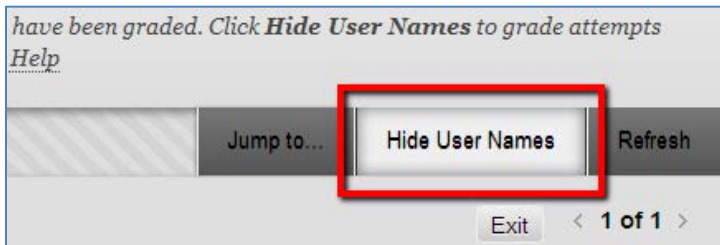
3. The **Grade Assignment** page appears. The navigation box shows that Hide User Names is enabled. You can click **Show User Names** on the action bar to disable the feature.

A screenshot of the "Grade Assignment: Chapter 2 Group Assignment" page. The page title is "Grade Assignment: Chapter 2 Group Assignment". Below the title is a paragraph of instructions: "Assign a grade and feedback for the current assignment attempt. Override the overall grade for the assignment by typing a grade in the grade field. If multiple attempts for a test have been allowed, a Student's grade is not released until all of the attempts have been graded. Click **Hide User Names** to grade attempts with user names hidden. Click **Show User Names** to display user information. [More Help](#)". The page has a navigation bar with "Jump to...", "Show User Names", and "Refresh" buttons. Below the navigation bar is a list of gradable items, with "Group 1 (Hide User Names is enabled)" highlighted in a red box. The main content area shows "Assignment Instructions" and "Assignment Details". The "Assignment Details" section shows "GRADE" as "/100" and "ATTEMPT" as "8/22/14 1:33 PM" with a grade field set to "/100". There is a "SUBMISSION" section with a "Submission Text" link.

Anonymous Grading From the Grade Assignment Page

If you have already clicked into the Grade Assignment page without using the **Grade Anonymously** command, you can switch to anonymous grading.

1. On the action bar, click **Hide User Names**.



2. Click **OK** in the pop-up window to verify the action. If grading was in progress, any unsaved changes to the open attempt are lost. The **Grade Assignment** page refreshes, and all identifying information is hidden.

