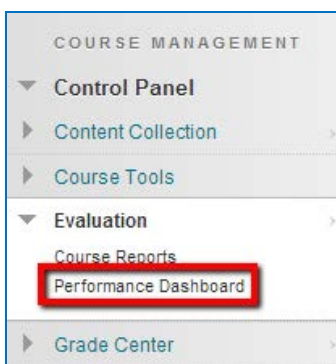


Viewing Discussion Board Statistics

The Performance Dashboard for a course provides a way to compare how active users have been in Discussion Board and other course tools. It does not measure the quality of users' participation.





1. On the Control Panel, expand the **Evaluation** section, and select **Performance Dashboard**.



2. On the Performance Dashboard page, you can view how many forums a user has posted in. In the Discussion Board column, click a numbered link to view details. (Understandably, clicking a zero produces no details.)

Performance Dashboard

The Performance Dashboard provides an up-to-date report on the activity for all students. Information appears in a table format. Click the arrow in the header row of a column to sort the table data by that column. [More Help](#)

Last Name	First Name	Username	Role	Last Course Access	Days Since Last Course Access	Review Status	Discussion Board	View Grades
Giles	Michelle	gilesl	Instructor	Aug 16, 2013 3:52:28 PM	227	0	1	
Lopez	Cynthia	lopezcc	Instructor	Mar 12, 2014 10:50:20 AM	19	0	0	
Student	Test	gilesl_s	Student	Never	Never	0	0	
Student	Test	lopezcc_s	Student	Mar 11, 2014 4:11:08 PM	20	0	1	
Training01	Training	training01	Instructor	Aug 28, 2013 8:32:28 AM	215	0	0	
Student	Test	training01_s	Student	Never	Never	0	0	
Collins	David	collindb	Instructor	Mar 31, 2014 4:05:21 PM	0	0	0	
Student	Test	collindb_s	Student	Mar 31, 2014 3:20:30 PM	0	0	1	

3. On the Discussion Board page, you can view the following information:
 - **Forum:** Lists all the forums in which a user has posted.
 - **Total Posts:** Click the link to access a page displaying a user's posts in that forum.
 - **Date of Last Post:** See when a user last accessed the forum.
 - **Average Post Length:** Lists the average post length, in number of characters.
 - **Minimum Post Length:** Lists the minimum post length, in number of characters.
 - **Maximum Post Length:** Lists the maximum post length, in number of characters.
 - **Average Post Position:** View a representation of a user's participation within the threads.
 - **Grade:** Click the link in the column to access the Grade Center column (if a grade appears).

Discussion Board: gilesl							
Email User							
Forum ▲	Total Posts	Date of Last Post	Average Post Length	Minimum Post Length	Maximum Post Length	Average Post Position	Grade
Discussion Question 1	1	Tue Mar 29 13:37:52 CDT 2011	329	329	329	2	-

4. On the action bar, click **Email User** to contact a user. The system populates the Email Forum User page with the To and From information, along with a default Subject.
5. In the Forum column, click a forum title to access a collection page displaying all of a user's posts in that forum.