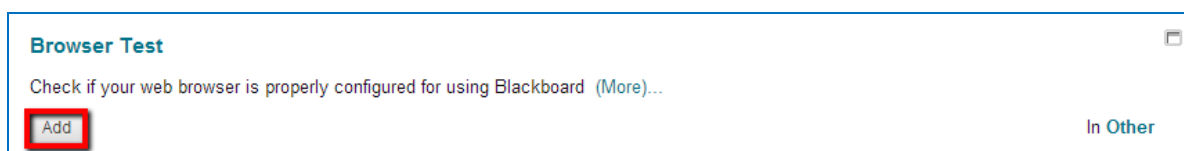


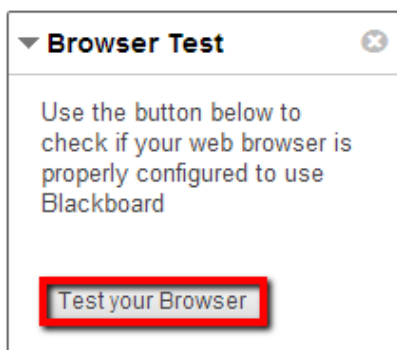
Browser Test Module





The Browser Tester is a tool which performs a series of diagnostic tests to help the user identify or resolve common configuration problems. This building block is simple to use and provides ample data.

1. Add the Browser Test module to your Dashboard. On the Add Module page, it is in the “Other” category and fairly close to the top alphabetically. (See the tutorial on *Adding Modules*.)



2. Click the **Test your Browser** button on the module.



3. The test results appear in the standard Blackboard page layout, broken into five components:
 - **Your Computer:** This section of information contains your user string and other data you may be asked for when describing your setup to another person.
 - **Required Components:** This section verifies you have enabled/installed the required minimum components to allow Blackboard’s core components to operate properly and provides the user feedback with a simple  for yes  for no.
 - **Optional Components:** This section checks if you have enabled/installed the non-essential components for Blackboard that you may or may not use and provides the user feedback with a simple  for yes  for no.

- **Pop-ups:** This section allows you to send a practice popup to yourself to make sure you have permissions and pop-up blockers set accordingly.
- **Common Third Party File Types:** This section provides a selection of common file types used in blackboard by instructors and sample downloads of them so users can verify their system's compatibility with those file types.

Browser Test

This page shows you the results of tests of your web browser
 Click the **More Information** button below for further details describing what each component does and how to add it to your computer if it is missing

More Information Other Tests ▾

Your Computer
 This information may help you describe your computer and web browsing software to someone else
 The user agent string supplied by your browser identifies itself and the operating system as Mozilla/5.0 (Windows NT 6.1; WOW64) AppleWebKit/537.36 (KHTML, like Gecko) Chrome/36.0.1985.143 Safari/537.36
 It appears to use the platform Win32
 Your screen resolution is set to 1280 x 1024
 The exact combination of web browser and platforms supported by Blackboard varies according to the version you are using. The latest information about which browsers are supported can be found on this [official Blackboard Support Page](#)

Required Components
 If any of these components are missing, you may not be able to log in, or use some of the advanced features of Blackboard


- ✓ Your browser supports JavaScript
 It is used by many of the data validation and interactive user interface tools (e.g. the Grade Centre)
- ✓ Your browser allows Cookies
 These are needed to store information about you whilst you are logged into Blackboard
- ✓ You have a Java runtime environment (JRE) installed - this is needed for some tools, e.g. the Virtual Classroom
 For best results you should use the same version of Java on your computer that is running server side
 This server is currently running Java Version 1.7.0_11
 You can use this button to display the version of Java you have installed on your computer, but you are advised to ignore any prompts to upgrade:


Optional Components
 These items are not required to use the basic features of Blackboard, but may be needed to display certain content types (particularly audio and video files)

- ✓ You have a Macromedia Flash Player installed
 This is a common format for displaying videos (e.g. on YouTube) and animations
- ✓ You have a Macromedia Shockwave Player installed
 This is another common format used to display animations
- ✓ You have Windows Media Player installed
 This is often used to play embedded or streamed audio and video files
- ✗ You do not have RealPlayer installed
 You may not be able to play some embedded or streamed audio and video files
- ✓ You have an Apple QuickTime Player installed
 This is often used to play embedded or streamed animations, audio and video files
- ✗ You do not have a separate Scalable Vector Graphic Viewer installed
 Some (still relatively uncommon) images may not display correctly
 Many modern browsers (e.g. Firefox or Safari) won't need one, as they have built in support for SVG images

Pop-ups
 Some web pages in Blackboard use JavaScript Pop-up message boxes and alerts to communicate information to you
 Pop-up blocking software installed in your web browser (e.g. in the Yahoo and Google Toolbars) can prevent you from seeing these - unless it is configured to allow Pop-up from Blackboard
 Use the buttons below to test whether your browser currently allows Pop-up and alert messages:

Common Third Party File Types
 Many course documents in Blackboard are in Adobe PDF or Microsoft Office format which require third party programs to be installed on your computer before you can open them. Some combinations of Windows/Office service packs and b cause access problems.
 To see if you are affected, try downloading these samples:


doc
Microsoft Word (97 - 2003 Format)


docx
Microsoft Word (2007/XML Format)

4. Click the **OK** button to return to the Dashboard.

