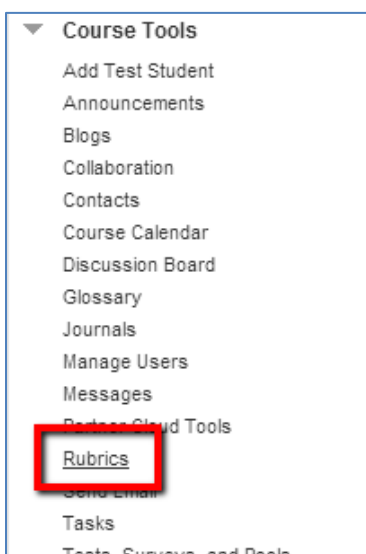


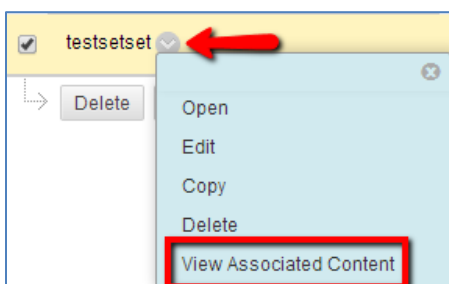
Running a Rubric Evaluation Report

A Rubric Evaluation Report provides a comprehensive report of statistics for an assessment that was graded with a Rubric. If you want to evaluate a Rubric or its use in a course, you can run the report at any point in the grading process.

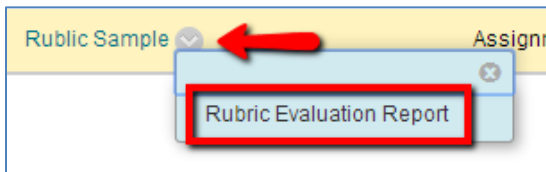
1. In the Control Panel, click **Course Tools**, then **Rubrics**.



2. Access the contextual menu next to the name of a Rubric, and click **View Associated Content**.



3. If an assessment has been used for grading, a contextual menu is available next to the item's name on the View All Items page. Click the contextual arrow, and select **Rubric Evaluation Report**.



4. On the Run Reports page, select an output Format (PDF, HTML, Word, or Excel), Start Date, and End Date.

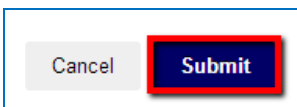
All report types will open in a new browser window upon Submit.

Select Format
Charts will not display in Excel format. Run reports in PDF format.

* Select a Start Date
Enter dates as mm/dd/yyyy

* Select an End Date
Enter dates as mm/dd/yyyy

5. Click **Submit**.




You may choose to **Save to Content Collection**, **Download Report** to save the report to your computer, or **Run a new Report** to change the format or date criteria. Click **OK** to return to the main Rubrics page.



The Rubric Evaluation Report delivers three statistics about the Rubric's use in grading the assessment:

- **Average Rubric Performance** shows the average total score of all attempts scored using the rubric.
- **Average Rubric Criteria** shows average scores, compared against the possible points, for each criterion.
- **Frequency Distribution** shows the distribution of scores across each level of achievement.



The screenshot displays the 'Rubric Statistics Report' interface. At the top, the title 'Rubric Statistics Report' is shown in a large, bold font. Below the title is a horizontal menu bar with the text 'Report Sections' on the left and three items: 'Overview', 'Rubric Overall Performance', and 'Frequency Distribution'. The 'Rubric Overall Performance' item is highlighted in a darker grey color. Below the menu bar, the text 'Rubric Overall Performance' is displayed in a bold font.