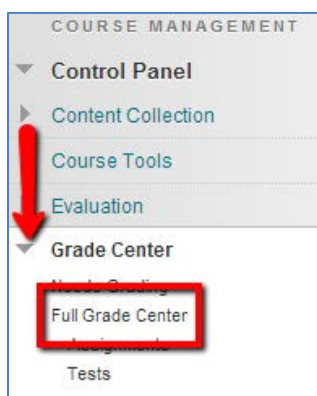


Viewing and Grading Test Attempts

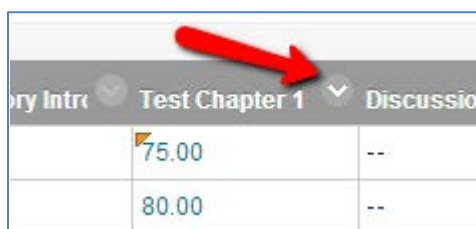
Blackboard evaluates answers to objective questions, compares them with the correct answers supplied, and calculates scores. It does not have the capacity to grade Essay and Short Answer questions, so the Instructor must evaluate those. Even with objective questions, it is good practice to check whether the correct answers designated were indeed correct. Also, if you have allowed partial credit for certain answer choices, you may wish to evaluate the outcomes of those questions.

To view test results:

1. Under Control Panel, click **Grade Center**, then **Full Grade Center**.

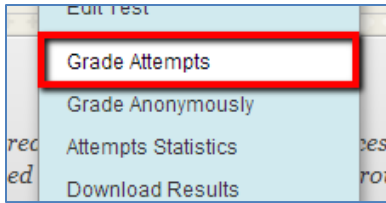


2. Click the contextual menu for the column corresponding to the test.

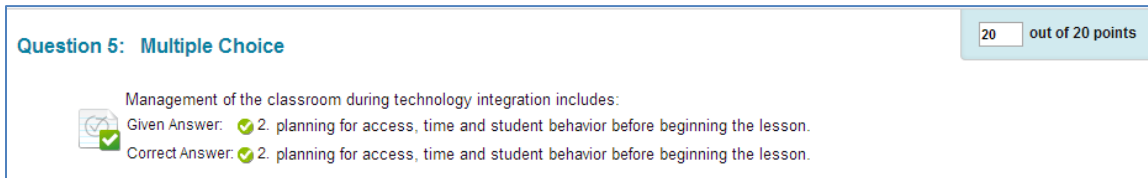


ory Intr	Test Chapter 1	Discussio
	75.00	--
	80.00	--

3. Select **Grade Attempts**.



4. The test attempt is displayed, showing the student's answers and the correct answers for each question.



5. After filling in point values for answers not graded by Blackboard, click the navigational arrows to proceed to the next or previous student's attempt. You can also click **Submit** to save the changes and return to the Full Grade Center grid, or **Exit** to return to the grid without saving.

