



UNIVERSITY OF ST. THOMAS






Welcome to UST








MYSTTHOM Student Guide

The screenshot shows the myStThom Student Homepage interface. At the top left is the myStThom logo. In the center, there is a dropdown menu labeled "Student Homepage". At the top right are icons for home and a menu. The main content area is a grid of 13 white tiles on a brown background:

- Profile**: Icon of a person with a pencil. Text: MAYESF
- Tasks**: Icon of a warning triangle with an exclamation mark. Text: 3 To Do's 2 Holds
- Academic Progress**: Icon of a document with a graduation cap and a pencil.
- Final Grades And Transcripts**: Icon of a graduation cap on a book.
- Advisor and Registration Dates**: Icon of a calendar with a graduation cap.
- Search Classes and Register**: Icon of a calendar with a graduation cap.
- Financial Account**: Icon of a classical building with a stack of coins. Text: Payment Due
- Financial Aid**: Icon of a graduation cap on a document.
- UST Resources**: Icon of a document with a plus sign.
- College Scheduler**: Icon of a graduation cap on a circular arrow. Text: COLLEGE SCHEDULER BY CIVITAS LEARNING
- Immunization Form Upload**: Icon of a clipboard with a checklist and a checkmark.

The student homepage is your hub of student information and enrollment.

<p>Profile</p>  <p>MAYESF</p>	<p>The PROFILE tile provides your personal details, contact details, address and emergency contacts.</p>
<p>Tasks</p>  <p>3 To Do's 2 Holds</p>	<p>The TASKS tile provides you with a list of things to do related to your admission. It also lists the holds on your account which will prevent enrollment.</p>
<p>Academic Progress</p> 	<p>The ACADEMIC PROGRESS tile will provide your advising report. This report will provide you with a PDF showing your degree progress.</p>
<p>Final Grades And Transcripts</p> 	<p>The FINAL GRADES AND TRANSCRIPTS tile will show your grades earned, course history and unofficial transcript.</p>
<p>Advisor and Registration Dates</p> 	<p>The ADVISOR AND REGISTRATION DATES will show your advisor's name and contact information. You can also view your expected graduation term and enrollment dates.</p>

<p>Search Classes and Register</p> 	<p>The SEARCH CLASSES AND REGISTER tile provides you with the class schedule so that you can search for classes. You will search for classes, enroll, drop and swap, and view your shopping cart.</p>
<p>Financial Account</p>  <p> Payment Due</p>	<p>The FINANCIAL ACCOUNT tile provides you with your tuition balance, payment history and charges due.</p>
<p>Financial Aid</p> 	<p>The FINANCIAL AID tile provides you with the total financial aid funds that you have received.</p>
<p>UST Resources</p> 	<p>The UST RESOURCES tile</p>
<p>Immunization Form Upload</p> 	<p>The IMMUNIZATION FORM UPLOAD tile is where you can view your immunization records.</p>
<p>College Scheduler</p> 	<p>The COLLEGE SCHEDULER is a resource tool that will help you to plan coursework for current and future semesters. Students can select preferred classes, set up time block and aid in setting up a semester schedule.</p>