



Item Analysis

Item Analysis

In the Full Grade Center, you can use the Item Analysis tool to generate a report of test results. This feature allows you to view a statistical analysis for each item in the test. The information displayed includes:

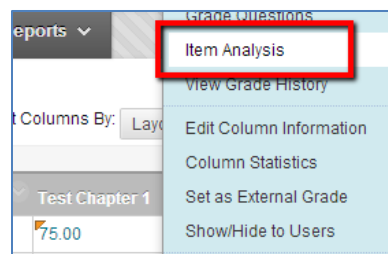
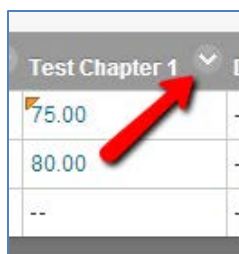
- basic information such as how many students have completed the test and the average score;
- average points awarded for each question;
- summaries of scores for different question types, categories, keywords, or levels of difficulty.

To create an Item Analysis report:

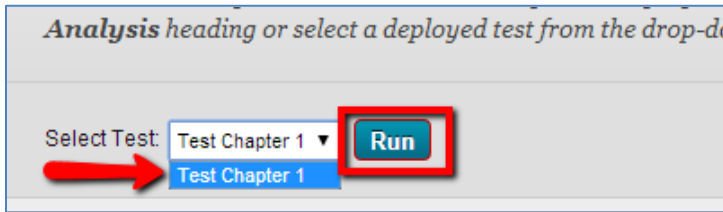
1. Under Control Panel, click **Grade Center**, then **Full Grade Center**.



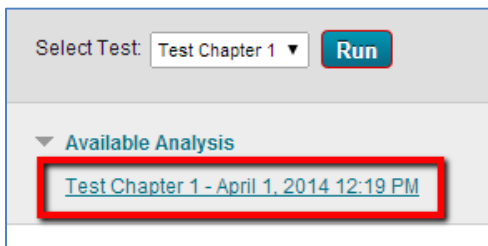
2. Click on the contextual arrow for that test or item, and select **Item Analysis**.



3. Select the test for which you would like statistics, and click **Run**.



4. The analysis will be listed under the Available Analysis section. You can run multiple analyses for any given test, and each will appear with the date and time created. Click the link to view the report.



5. If Item Analysis reveals problems with a question, click the **Edit Test** button to fix them.

Item Analysis: Training Test

The Item Analysis tool provides statistics on overall test performance and individual test questions to help you recognize questions that might be poor discriminators of student performance. You can use this information to improve questions for future test administrations or to adjust credit on current attempts. You can run item analyses on deployed tests, but not on surveys. Access previously run item analyses under the **Available Analysis** heading or select a deployed test from the drop-down list and click **Run** to generate a new report. [More Help](#)

Select Test: Training Test **Run**

▼ Available Analysis
Training Test - May 1, 2014 9:57 AM

Training Test **Edit Test**

Analysis Last Run: May 1, 2014 9:57 AM. Run Item Analysis again to display the latest question data

Test Summary						Discrimination			Difficulty		
125.0	7	0	1	50.0*	00 hr 00 min	0	Good Questions	5	Easy Questions	0	Medium Questions
Possible Points	Possible Questions	In Progress Attempts	Completed Attempts	Average Score	Average Time	0	Fair Questions	0	Hard Questions	0	Cannot Calculate
						0	Poor Questions	2			
						7	Cannot Calculate				

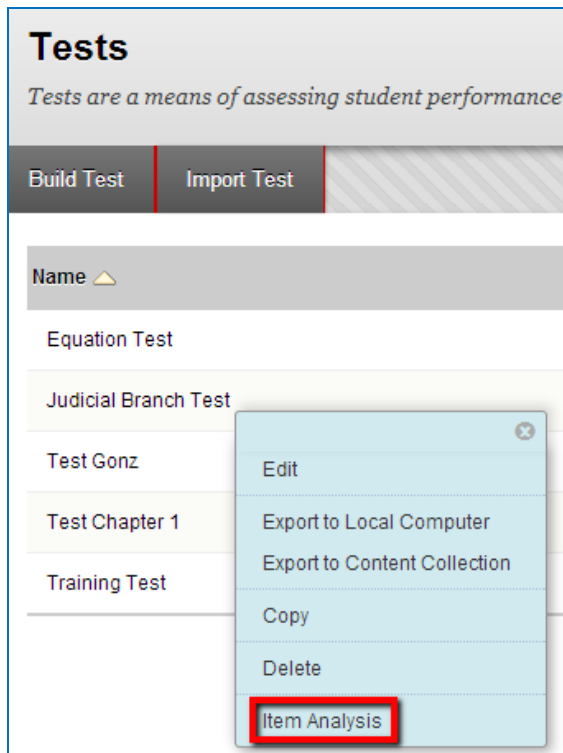
Filter Questions

Select Question Type: All Question Types | Select Discrimination: All Discrimination | Select Difficulty: All Difficulty | Go | Reset Filter

Question	Question Type	Discrimination	Difficulty	Graded Attempts	Average Score	Std Dev	Std Error
• Is the sky blue?	True/False	Cannot Calculate	100.0%	1	25.0	0.0	0.0
• What is your favorite sports team?	Multiple Choice	Cannot Calculate	0.0%	1	0.0	0.0	0.0

With large classes and tests with many items to analyze, the Item Analysis run may take a long time. You will receive a message via email to inform you when Item Analysis is completed.

You can also get to the Item Analysis tool from the Tests page via Tests, Surveys, and Pools in the Course Tools section of the Control Panel. In the list of tests, click the contextual arrow for the test, and select the **Item Analysis** command.



After running the Item Analysis, to return to the Full Grade Center or any content area, you will need to navigate using the links on the Course Menu or Control Panel.