

Zoom Superstar



UNIVERSITY OF
ST. THOMAS

☰ ZOOM Basics

☰ Interface

☰ Resources

ZOOM Basics



zoom

With millions of people being forced to stay home to help stop the spread of COVID-19, many have found creative ways to virtually stay social through happy hours, trivia nights and birthday parties.

- CNBC

Synchronous online class sessions, where everyone joins a Zoom meeting at a scheduled time, is one way to create engagement when students are remote, but Zoom can also be used to support other teaching and learning scenarios.

-Harvard University



In this workshop will we be covering:

Setting up Zoom Settings

Best practices for a virtual lecture

The basics of the interface

Resources

Setting up for a Virtual Session.

SYSTEM REQUIREMENTS





Bandwidth

ZOOM Bandwidth Requirements: 2.0 megabytes per second (Mbps).



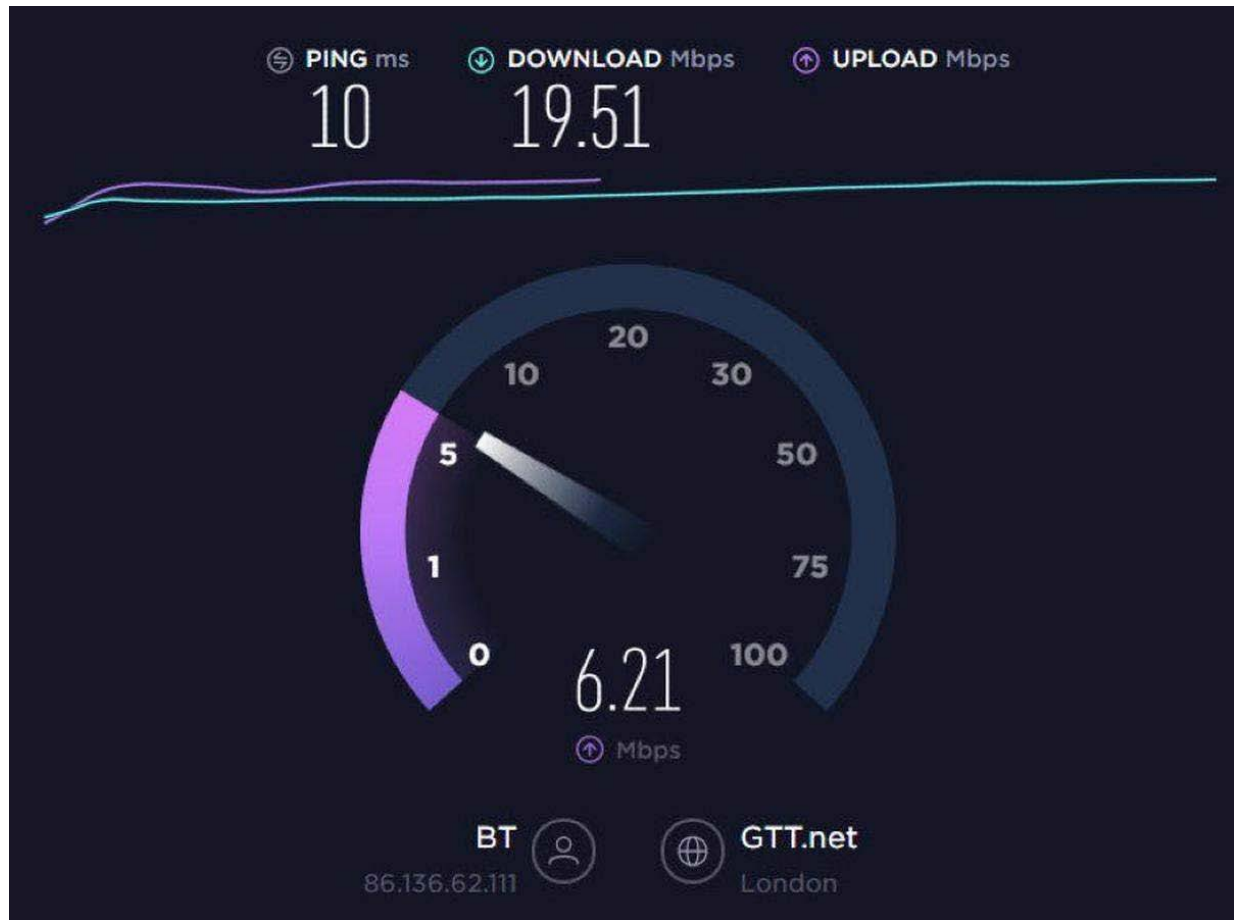
Internet Connection

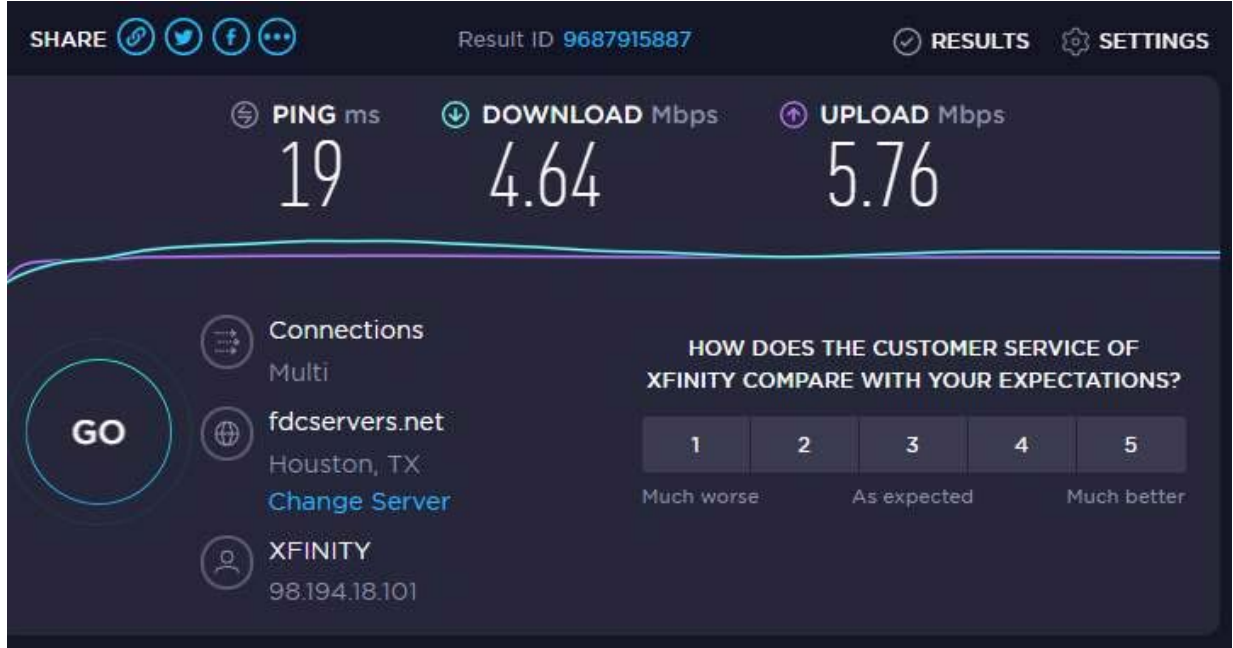
- An internet connection – broadband wired or wireless (3G or 4G/LTE)
- Speakers and a microphone – built-in or USB plug-in or wireless Bluetooth
- A webcam or HD webcam – built-in or USB plug-in

THE NEED FOR SPEED!

You can test your Internet connection bandwidth to locations around the world

with this interactive broadband speed test from Ookla at speedtest.com.





Here is an example of a speed test results.

Note the Mbps is well above the requirements!

Key Parts To Your Virtual Set Up

Camera Angle

It's an old photography trick and also flattering to angle your camera or computer a little higher than your face.

Fill the frame with your face.

Look at your camera and not at yourself.






Lighting



A BACK
LIT
ROOM



A WELL
LIT
ROOM

Use a background that is
relatable to your discipline and to
students.



Philosophy



Music



Sciences



Theology




Test your microphone!

Make sure your audio quality is adequate for your lecture.

- Speak slowly and clearly.
- Project your voice.

Do not disturb.

- Limit distractions
- Use signage if necessary



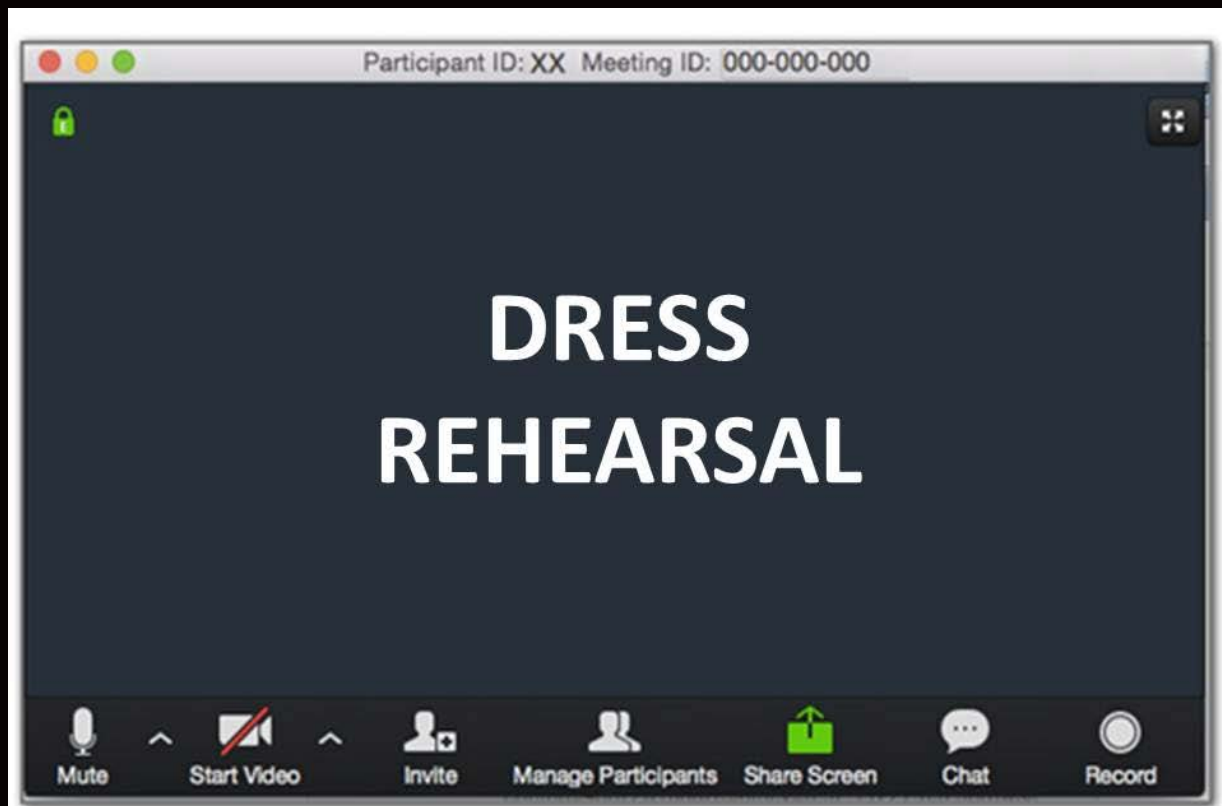
ZOOM MEETINGS SETTING

GO

QUESTIONS?

Interface

Let's review the basic functionality of the ZOOM Interface. We will review polls and breakout rooms separately.



UNIVERSITY OF ST. THOMAS

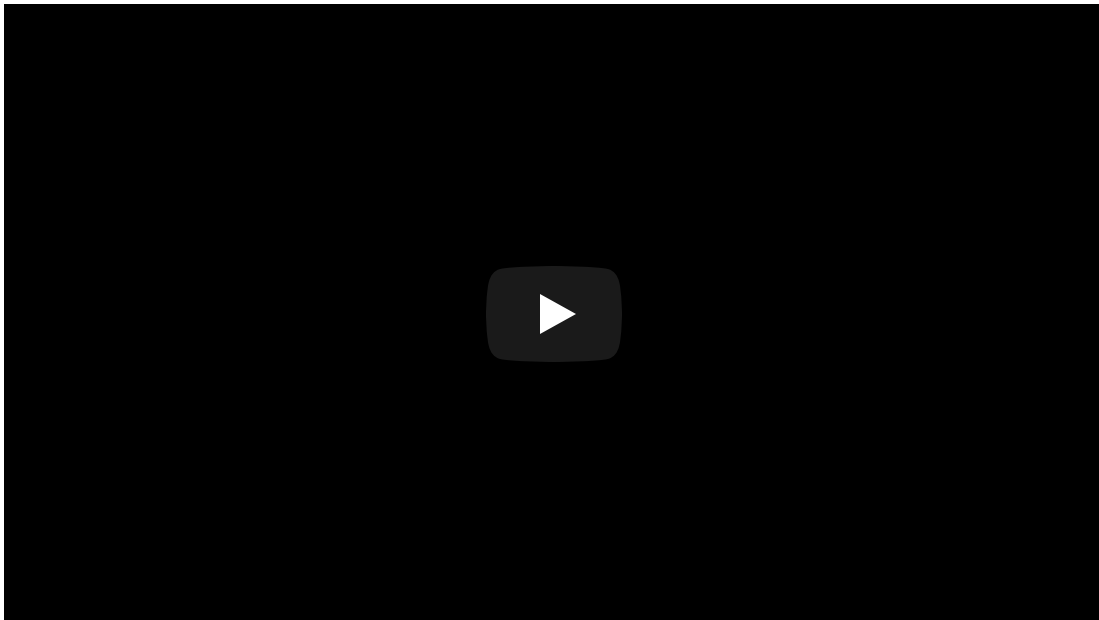


Complete the content above before moving on.

Breakout Rooms and Polling

Here is a quick video on the breakout rooms and polling functions.

 YOUTUBE



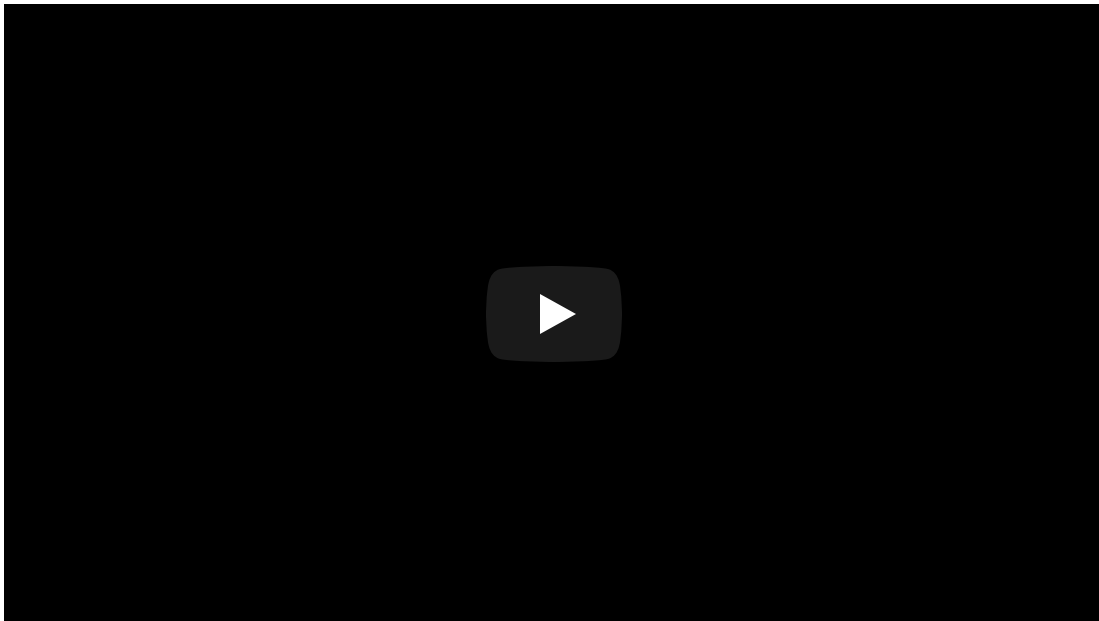
Video Breakout Rooms

Learn how to use and manage Zoom Video Breakout Rooms. Video breakout rooms are most commonly used in education, training or workshop environments and are a ...

[VIEW ON YOUTUBE >](#)

Polls

 **YOUTUBE**



Polling (In Meeting)

<https://support.zoom.us/hc/en-us/articles/213756303-Polling-for-Meetings>

[VIEW ON YOUTUBE >](#)

CONTINUE

Resources

ZOOM YouTube is a great resource for creating interactive sessions.

ZOOM ON YOUTUBE

Search

Zoom
205K subscribers

HOME VIDEOS PLAYLISTS COMMUNITY CHANNELS ABOUT

Zoom Meetings

Zoom
SUBSCRIBE

0:45 / 0:45

Zoom Meetings
1,952,869 views · 1 year ago

Whether you are connecting multiple conference rooms or meeting with attendees from their personal desktops or mobile devices, coming together face-to-face on Zoom is as simple as a single touch. With the highest video and audio quality, bringing your team together feels just like you are in the same room. Feature-rich and simple-to-use, Zoom mobile and desktop apps bring the whole experience together with built-in cross-platform

READ MORE

ADDITIONAL TIPS



Tips & Tricks: Educating on Zoom

- Join your class a couple minutes early
- Discuss online etiquette and expectations of the students in your first virtual class and periodically
- Look at the camera to create eye contact with your students
- Use the Whiteboard or Annotate (Math equations)
- Embrace the pause
- Check the chat

